




Included



- A. Gift card display rack
 - B. Security labels with duplicate log
 - C. Security Clipboard
 - D. Record Book
 - E. Gift Card envelopes
 - F. Two-way window decal
 - G. Table tents for your counter
- Not pictured: Handbook of Marketing Tips

Easy to Use

1.  Fill out the two-part security label with the date, card number, value, and your authorized signature. This will create a duplicate record on the sheet underneath.
2.  Place self-adhesive security label on the EZ Gift Card, then hand the card to your customer.
3.  When the card is redeemed, compare the security label on the back to the corresponding entry on the duplicate record sheet.