



# SPECIALTY STORE SERVICES

454 Jarvis Ave. Des Plaines, IL 60018  
 PH: (800) 999-0771 | FX: (888) 368-8001  
 www.specialtystoreservices.com

## 3660 Instructions






### Assembly Steps:

First: Attached part B to part A with part G for location, then tighten screws F;

Second: Installed part I levelers to the bottom of part A;

Third: Attached part C to part A, then attached part D to part A with screw tighten screws F tightening, then tighten screws H;

Forth: Installed part E to the corners of the assembling rack for reinforcement.

<b>I (4PCS)</b> 	<b>H (44PCS)</b> 	<b>G (6PCS)</b>  Extra 4pcs for 3662
<b>F (4PCS)</b> 	<b>E (8PCS)</b> 	<b>D (2PCS)</b> 